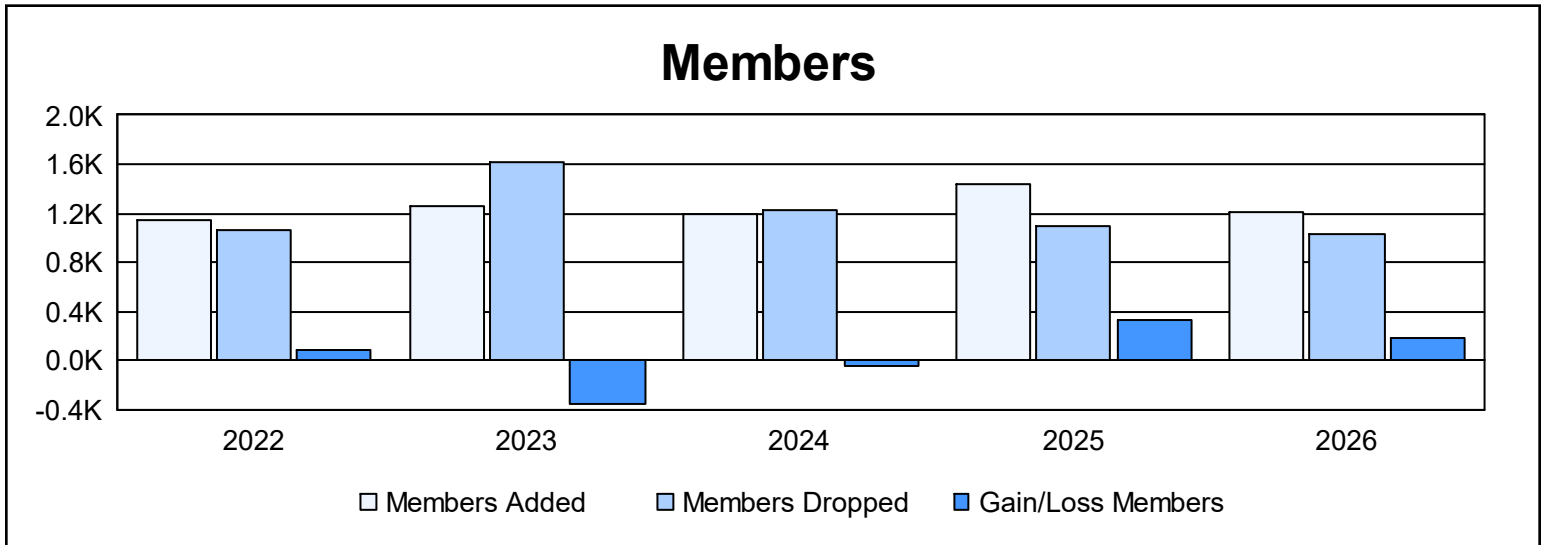
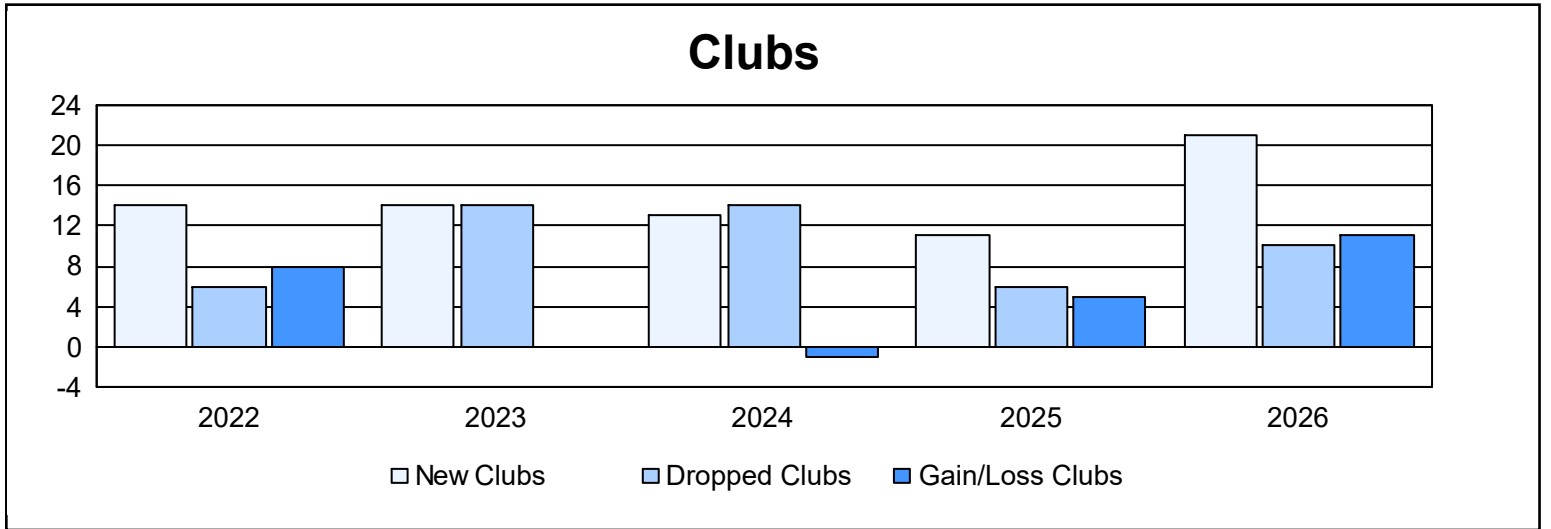
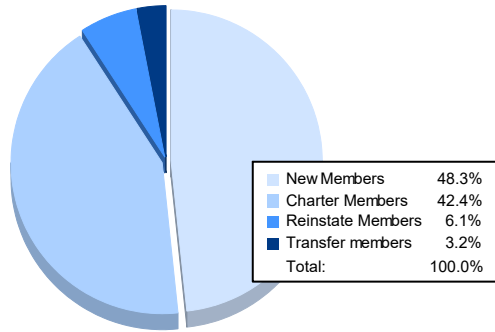


Year	New Clubs	Dropped Clubs	Gain/ Loss Clubs	New Members	Charter Members	Reinstate Members	Transfer Members	Total Member Added	Total Members Dropped	Gain/ Loss Members
2021-2022	14	6	8	701	362	57	32	1,152	1,071	81
2022-2023	14	14	0	742	435	56	23	1,256	1,614	-358
2023-2024	13	14	-1	718	367	43	59	1,187	1,233	-46
2024-2025	11	6	5	993	284	98	59	1,434	1,100	334
2025-2026	21	10	11	581	511	74	38	1,204	1,028	176
Average	15	10	5	747	392	66	42	1,247	1,209	37



Membership Composition March 2026 Cumulative



Gender Composition March 2026 Cumulative

